



# China Sourcing Update

May 14, 2018

## Prices of Chemical Textile Materials

### 1. Price indices of polyester rise in April

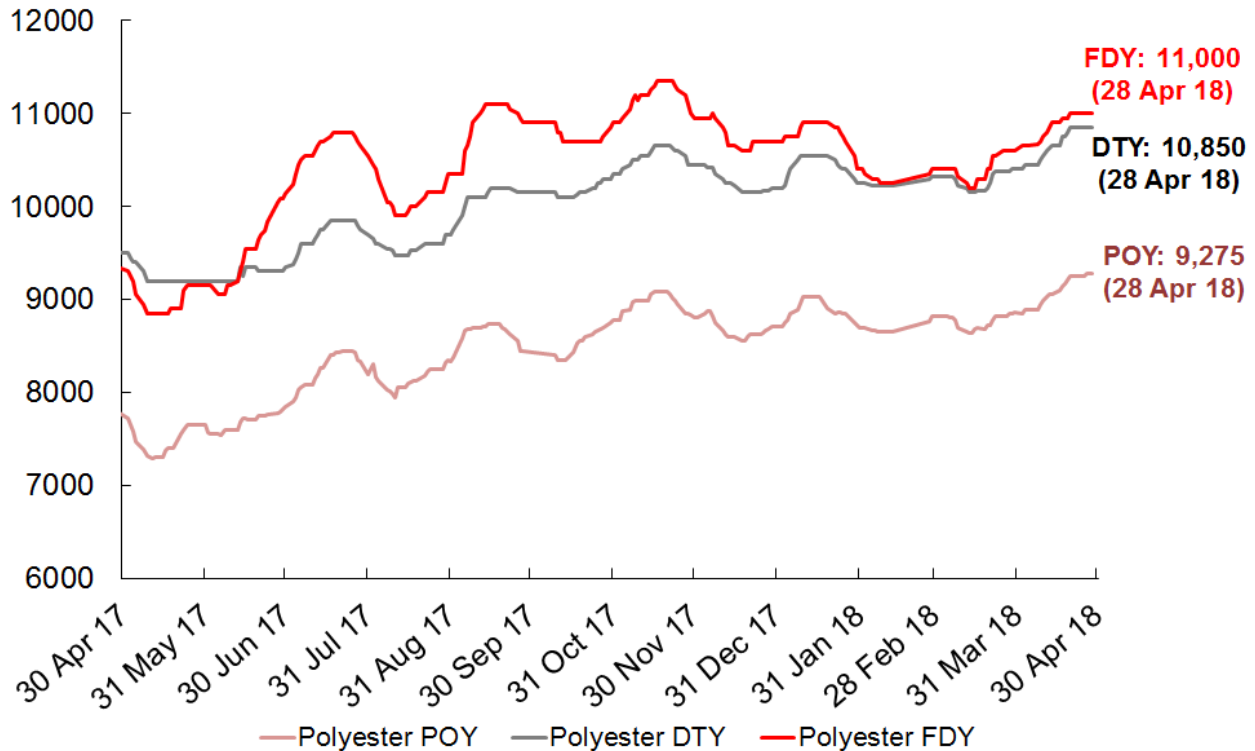
The price indices of polyester<sup>1</sup> went up in April. For example, the price index of polyester DTY climbed from 10,400 on 30 March to 10,850 on 28 April, the highest level since October 2014 (see *exhibit 1*).

The increase in the prices of polyester in April was mainly triggered by a rise in upstream costs: the prices of purified terephthalic acid (PTA), a major raw material of polyester, went up in the month. A strong downstream demand for polyester from textiles manufacturers also supported polyester prices.

Looking ahead, we expect that the prices of polyester will stay high in the coming months, given a further jump in upstream costs in early to mid-May and a stable downstream demand.

<sup>1</sup> The indices are compiled by the China Chemical & Fiber Economic Information Network (CCFEI).

**Exhibit 1: Price indices of polyester, April 2017 to April 2018**



Source: China Chemical & Fiber Economic Information Network

## 2. Price index of acrylic staple fiber goes up in April

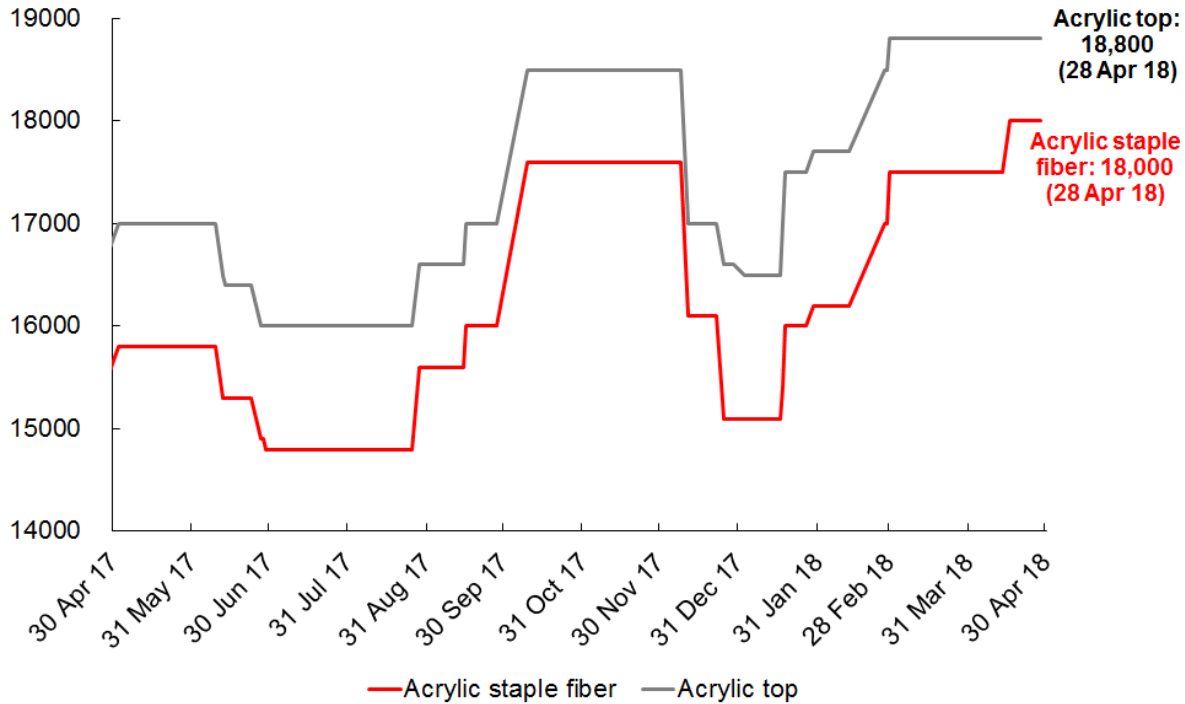
The price index of acrylic staple fiber<sup>2</sup> stayed flat at 17,500 throughout early to mid-April. The price index then jumped to 18,000 on 16 April, the highest level since November 2014, before staying at the same level till the end of the month (see exhibit 2).

In our view, the increase in the prices of acrylic staple fiber was due largely to a rise in the prices of acrylonitrile, a major upstream material of acrylic staple fiber.

Looking ahead, we expect that the prices of acrylic staple fiber will continue to go up in the near future, as the prices of acrylonitrile rose further during mid-April to early May.

<sup>2</sup> The index is compiled by the China Chemical & Fiber Economic Information Network (CCFEI).

**Exhibit 2: Price indices of acrylic, April 2017 to April 2018**



Source: China Chemical & Fiber Economic Information Network

### 3. Price indices of nylon fall in April

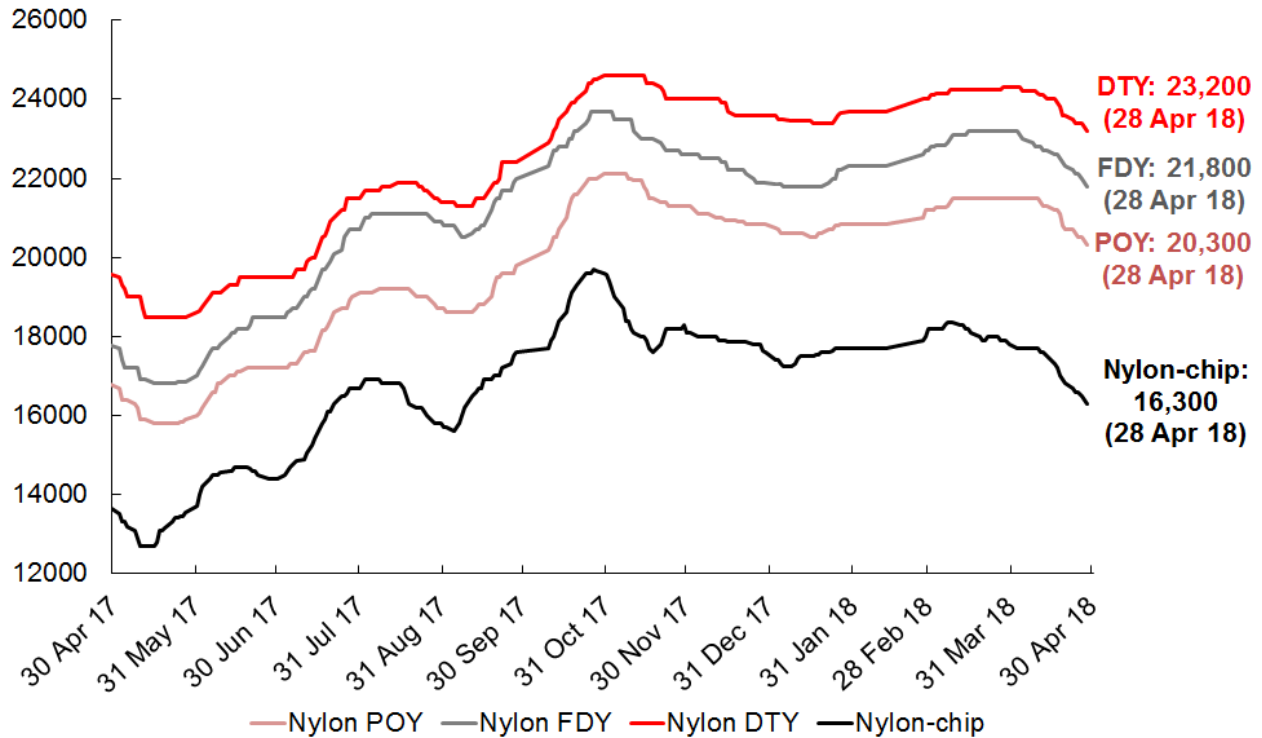
The price indices of nylon<sup>3</sup> went down in April. For example, the price index of nylon DTY dropped from 24,300 on 30 March to 23,200 on 28 April (see exhibit 3).

In our view, the decline in nylon prices in the month was mainly caused by a fall in the upstream costs of nylon: the prices of caprolactam, the major raw material of nylon, went down throughout the month.

Looking ahead, we expect that nylon prices will bottom out in the near future, as the upstream costs of nylon started to rebound in early May.

<sup>3</sup> The index is compiled by the China Chemical & Fiber Economic Information Network (CCFEI).

**Exhibit 3: Price indices of nylon, April 2017 to April 2018**



Source: China Chemical & Fiber Economic Information Network

#### 4. Price index of viscose staple fiber falls in April

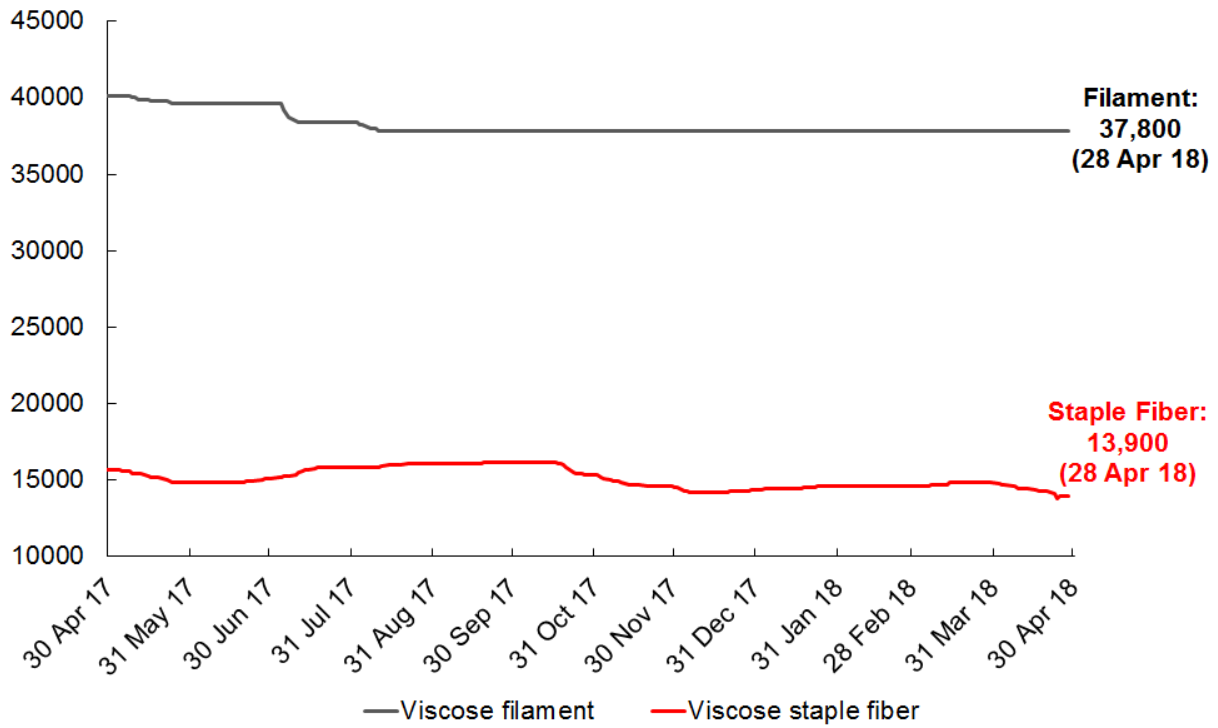
The price index of viscose staple fiber<sup>4</sup> went down in April, dropping from 14,800 on 30 March to a nearly two-year low of 13,800 on 24 April, before picking up to 13,900 on 25 April (see exhibit 4).

The decline in the prices of viscose staple fiber was mainly attributable to a weak restocking demand and high levels of inventories held by viscose producers.

Looking ahead, we expect the prices of viscose staple fiber to stay low in the coming months, given a sluggish downstream demand and high stock levels of viscose.

<sup>4</sup> The index is compiled by the China Chemical & Fiber Economic Information Network (CCFEI).

Exhibit 4: Price indices of viscose, April 2017 to April 2018



Source: China Chemical & Fiber Economic Information Network

## FUNG BUSINESS INTELLIGENCE

**Fung Business Intelligence** collects, analyses and interprets market data on global sourcing, supply chains, distribution, retail and technology.

Headquartered in Hong Kong, it leverages unique relationships and information networks to track and report on these issues with a particular focus on business trends and developments in China and other Asian countries. Fung Business Intelligence makes its data, impartial analysis and specialist knowledge available to businesses, scholars and governments around the world through regular research reports and business publications.

As the knowledge bank and think tank for the Fung Group, a Hong Kong-based multinational corporation, Fung Business Intelligence also provides expertise, advice and consultancy services to the Group and its business partners on issues related to doing business in China, ranging from market entry and company structure, to tax, licensing and other regulatory matters.

Fung Business Intelligence was established in the year 2000.

The **Fung Group** is a privately held multinational group of companies headquartered in Hong Kong whose core businesses are trading, logistics, distribution and retailing. The Fung Group employs 39,900 people across 40 economies worldwide, generating total revenue of over US\$22.5 billion in 2016. Fung Holdings (1937) Limited, a privately held business entity headquartered in Hong Kong, is the major shareholder of the Fung group of companies.

## CONTACT

Helen Chin  
Vice President  
[helenchin@fung1937.com](mailto:helenchin@fung1937.com)  
(852) 2300 2471

William Kong  
Research Manager  
[williamkong@fung1937.com](mailto:williamkong@fung1937.com)  
(852) 2300 2404

Global Sourcing  
Fung Business Intelligence  
10/F LiFung Tower  
888 Cheung Sha Wan Road  
Kowloon, Hong Kong

T: (852) 2300 2470  
F: (852) 2635 1598  
E: [fbicgroup@fung1937.com](mailto:fbicgroup@fung1937.com)  
W: <http://www.fbicgroup.com>



© Copyright 2018 Fung Business Intelligence. All rights reserved.

Though Fung Business Intelligence endeavours to ensure the information provided in this publication is accurate and updated, no legal liability can be attached as to the contents hereof. Reproduction or redistribution of this material without prior written consent of Fung Business Intelligence is prohibited.